



HORTI
CULTURE

FLORI
CULTURE



I-Pot Belt LINE

Belt for pots transport during load,
selection and unload stage.

 **techmek**[®]
more than automation

I-Pot Belt systems meet any needs of handling and treatment of pots with plants, from the filling to the packaging for selling; these systems can be custom-made, in order to get the productivity required by the client on the available area.

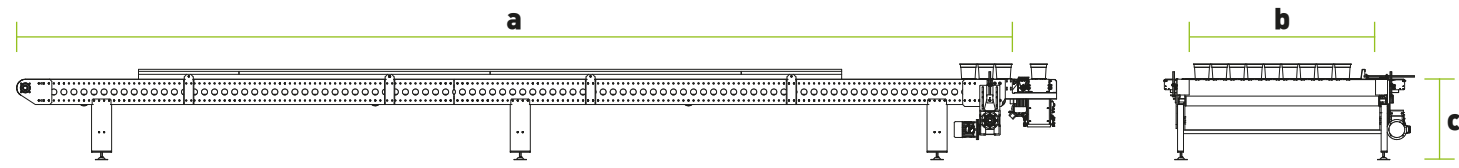
Potting machines, pot loaders, ejectors, irrigation and treatment groups, load and unload belts, grading camera are the main components of this system, which can have both manual or automatic management sectors. All movements from I-Pot Belt system to the greenhouse and vice versa are performed by forklifts with fixed forks, either single or double forks, and/or spacing maker device.

Techmek developed I-Pot Belt project thanks to his over ten-years technical competence, allowing to manage many workflows, variable speeds, process and control automations and production data recording. I-Pot Belt can be supplemented with I-Pot Robot, to get automatic and robotized process stages, such as in the area for packaging and palletizing.



I-POT BELT LINE


VARIABLE SPEED BELTS • POTTING MACHINES • IRRIGATION AND TREATMENT • HAND SELECTION OR AUTOMATIC SELECTION BY CAMERA • PACKAGING • PRODUCTION DATA RECORDING • PLC CONTROL



a Length (mm)	b Length (mm)	c Height (mm)
8.000	2.000	935
9.000	2.000	935
10.000	2.000	935
12.000	2.000	935

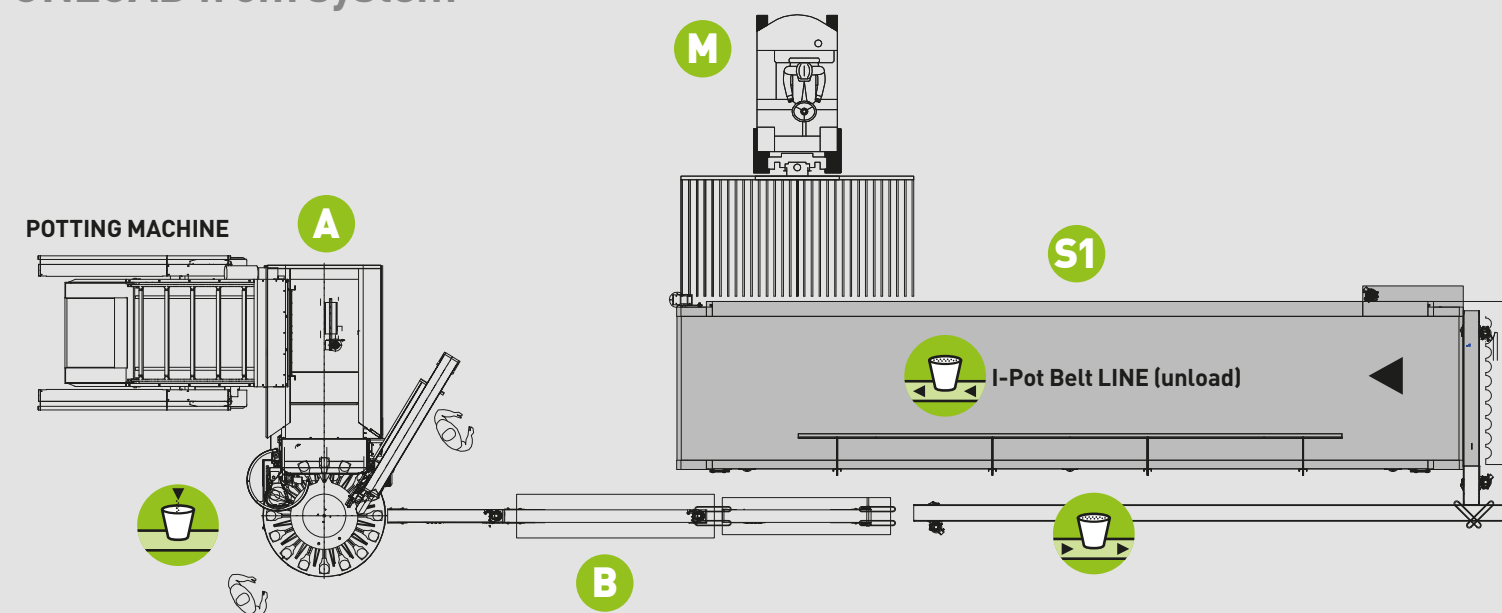
POSSIBLE WORKFLOWS	
Flow 1	A → B → S1
Flow 2	A → B → S2
Flow 3	A → B → S3
Flow 4	C → P
Flow 5	C → T → S3 → S2
Flow 6	C → T → S3 → S1
Flow 7	C → T → S2 → S1

UP TO
4.000
POTS / HOUR



a Length (mm)	b Length (mm)	c Height (mm)
8.000	2.000	935
9.000	2.000	935
10.000	2.000	935
12.000	2.000	935

UNLOAD from system



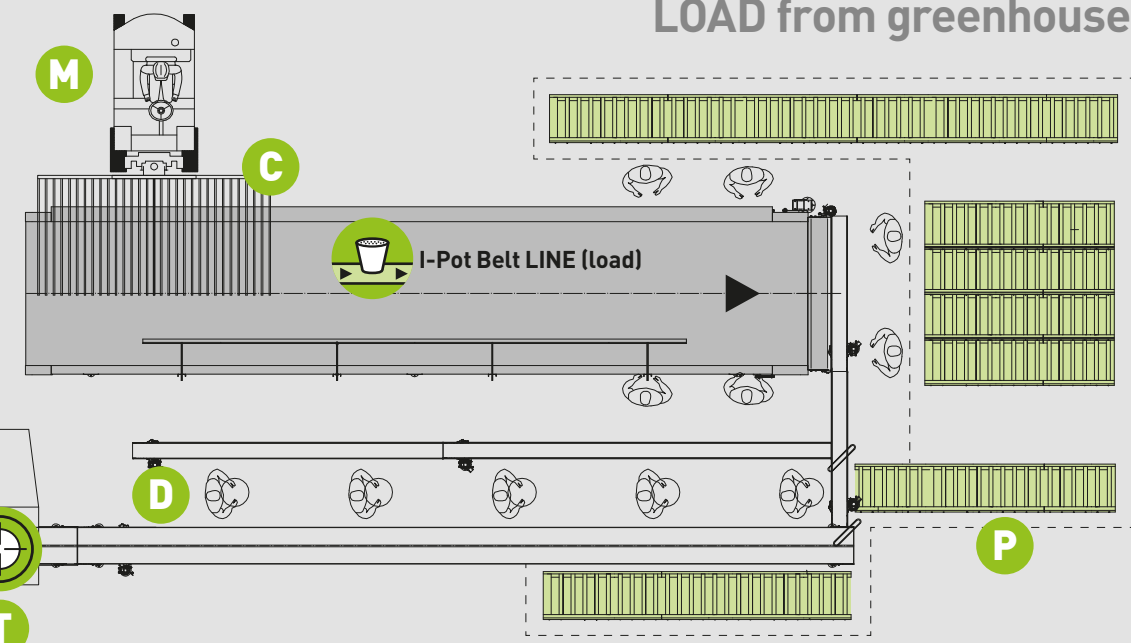
UNLOAD STAGE

The pots come from the potting machine through a belt, along which irrigation and treatment occur. The pots in the main belt are placed in parallel rows; then a forklift with fixed forks, either single or double forks, and/or spacing maker device take the pots and carry them to the greenhouse.

System/flows	
A	Filling, potting
B	Irrigation, plant treatments
C	Load from greenhouse to I-Pot Belt system
S1	Unload from I-Pot Belt to greenhouse
S2	Unload from I-Pot Belt to greenhouse
S3	Unload from I-Pot Belt to greenhouse
P	Packaging
D	Cleaning
T	Grading camera (optional)
M	Forklift


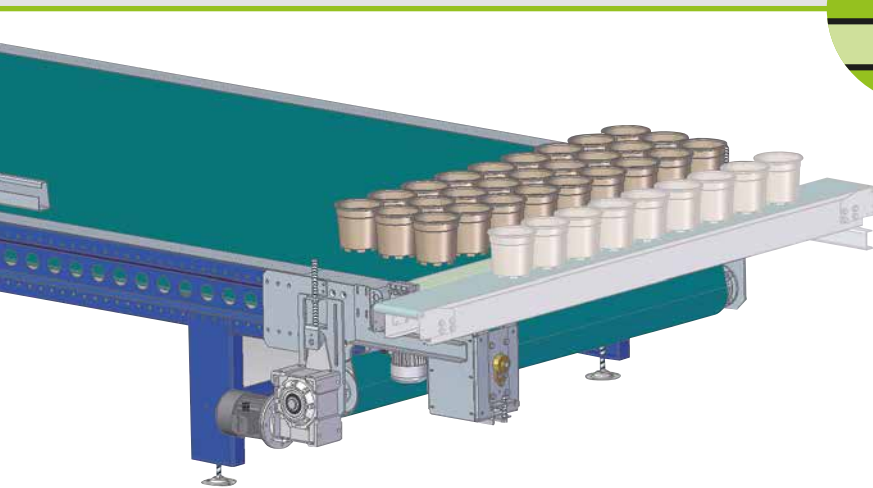


LOAD from greenhouse



LOAD STAGE

The pots come from the greenhouse by a forklift with fixed forks, either single or double forks, and/or spacing maker device and they are sorted row by row from main belt to selection belt. After the selection, the pots can come back to the greenhouse or, if ready for sale, they can proceed to the packaging area.





WHEN AUTOMATION IS NATURAL



Techmek S.r.l.
Via J. Gasparini, 37
31040 Volpago del Montello - TV - ITALY
T +39 0423 24439 · info@techmek.it · techmek.com

Join us 